

Specification - CT C20:F6

Working Time @ 20°C	Up to 20 minutes
Bed Thickness	2-12mm
Approximate Coverage	1.7kg/m ² per 1mm thickness i.e. 3mm thick = 1.7 x 4 = 5.1kg/m ² Therefore 20kg will cover approx: 5m ² (20/4)
Strength	Flexural Strength: 28 day = 6.8 N/mm ² Compressive Strength: 28 day = 20.5 N/mm ²

Suitable For Levelling Over:

- Concrete/Power Floated Concrete**
- Cement: Sand Screed
- Calcium Sulphate Screed*/**
- Heated Floors*
- Existing Vinyl Tiles/Flooring Grade Asphalt*
- Existing Glazed Tiles*
- Overlaid Timber Floors*

* When mixed with Pro 12 latex liquid

** Once prepared correctly

NX Pro 12 Floor Leveller

Rapid Setting Flooring Underlayment

DESCRIPTION

NX Pro 12 Floor Leveller is a single-part, protein free, cement based sub-floor smoothing underlayment. It is suitable for use from 2mm to 12mm in a single pour, prior to laying tiles or decorative floor coverings. NX Pro 12 Floor Leveller incorporates specially blended cements, sands and plasticisers, which with the addition of correctly gauged water gives the ideal properties for application to masonry-based floor surfaces such as tamped or worn concrete and sand/cement floor screeds. On non-porous floors such as mastic asphalt, plywood and painted or sealed surfaces, NX Pro 12 Floor Leveller should be mixed with NX Pro 12 Latex to provide improved adhesion to the substrate. Mixing with NX Pro 12 Latex rather than water will also allow the product to be used on floors where under-tile heating is specified.

The excellent levelling and flow properties of the product make it ideal for preparing sub floors prior to fixing ceramic, porcelain, natural stone tiles or soft floor coverings such as carpet, vinyl and timber. It has a setting time of 4 hours at 20°C permitting early foot traffic. Tiling can commence after 8 hours & soft flooring can be laid after 24 hours.

SURFACE PREPARATION

All surfaces should be dry, clean and free from any release agents, which should be mechanically removed. All ground floors should incorporate a damp proof membrane. Dusty or porous surfaces should be primed with NX Primer diluted 1:4 with water. For impervious backgrounds, a slurry bonding coat, consisting of 1 part NX Primer diluted with 2 parts of NX Pro 12 Floor Leveller. This should be applied to the substrate using a soft brush. Once dry the slurry will provide a key onto which the Levelling Compound will form a strong bond.

Flooring Grade Asphalt*

New asphalt must be left for a minimum of 7 days and degreased to remove surface bloom. Check the floor is in good condition and that there are no signs of de-bonding and/or hollowness.

Sand / Cement Screeds

Recently installed sand/cement screeds must be allowed a minimum of 4 weeks to dry sufficiently. Ensure new sand/cement screed have a moisture reading of less than 75% relative humidity (RH) before any levelling compound can be applied over it. On porous or worn screeds, prime the surface with NX Primer diluted 1:3 parts with water and allowed to dry.

New Concrete

Floor slabs must be allowed at least 6 weeks drying time equivalent to 1 day per mm up to an overall depth of 50mm

and 2 days per mm for anything above 50mm. Ensure new concrete is tested via consistent moisture readings across the whole surface whereby a reading of less than 75% relative humidity (RH) is advised before work can commence. Remove any laitance from the surface mechanically and ensure that oil, grease curing agents and any other friable materials are removed ideally by vacuum.

Plywood Overlay*

Plywood must be minimum 15-18mm thick and be screwed to existing boards and joists with staggered joints at 300mm centres and 150mm centres along board edges. Seal back, face & edges with undiluted NX Primer & allow to dry. All timber construction must be adequately ventilated behind to prevent warpage of boards.

Underfloor Heating Systems**/**

Heating wires & pipes must be securely fixed to a sound consistent substrate. The Floor levelling compound should then be applied at a thickness which allows for a clear depth above the elements of no less than 5mm depth of levelling compound to ensure a smooth even finish will be attained prior to laying the finished decorative or resilient surface. Always allow at least three weeks before the heating elements are switched on at the lowest setting and then only raise the temperature progressively by 2°C per day over the following week.

* When mixed with the NX Pro 12 Latex

Note: When applying this product over any other floor type not specified above, please consult the Palace Technical department on 0151 336 9104 for advice specific to the floor surface, board type or UFH system the product is intended to be applied over. It is not advised to apply floor leveller over any "non-standard" flooring substrate or UFH system without checking its compatibility in advance.

SETTING OUT

To gauge the floor to be levelled use a 2m straight edge and rotate through 360° noting where any gaps are present between the base and straightedge. Any gaps above 3mm should be chalk marked. In the case of more serious deviations in levels, countersunk screws should be drilled and plugged into the floor at 500mm centres. The screws can be lined up and adjusted to the correct height by placing the straightedge and spirit level across them to achieve plumb markers up to which the compound can be screeded.

NX Pro 12 Floor Leveller

Rapid Setting Flooring Underlayment

MIXING

In to a clean bucket add 4.4 to 4.6 litres of clean water or the full bottle of NX Pro 12 Latex Liquid and slowly add the 20kg of NX Pro 12 Floor Leveller. Mix with a mechanical drill mixing paddle to form a smooth, flowable & pourable levelling compound.

APPLICATION

Pour the compound onto the floor and trowel out to the desired depth. The product is self smoothing. The compound has a pot life of approximately 20 minutes which will be reduced at high temperatures and extended in cool conditions. **Note!** Do not mix or apply this adhesive when air or ground temperatures are forecast to be below 5°C or greater than 35°C at any time during the first 24 hours after application.

Ceramic/Porcelain tiles can be laid as soon as the product supports weight, i.e. after approximately 4 hours. Natural stone may be laid after 24 hours and soft floor coverings after 48 hours.

***Always allow at least three weeks before the heating system is switched on at the lowest setting and then brought up to operating temperature at a rate of 5°C over the following week.

COVERAGE


NX Rapid Pro 12 Floor Leveller mixed with 4.4 to 4.6 litres of water will cover approximately 1.7kg/m² per 1mm thickness, i.e. 3mm thick = 1.7 x 3 = 5.1kg/m², therefore a 20kg bag will cover approximately 5m² (20/4).

STORAGE

Store in dry internal conditions away from direct sunlight between 5-35°C. The product has a 12 month shelf life from date of manufacture.

TECHNICAL ADVICE

For advice on tile installation products call the Palace Chemicals Technical Helpline on 0151 336 9104.

 DANGER
Causes Serious Eye Damage Causes Skin Irritation May Cause Respiratory Irritation May Cause An Allergic Skin Reaction
Causes skin irritation. Harmful if swallowed. Causes serious eye damage. May cause respiratory irritation. Keep out of reach of children. Avoid breathing dust. Wear protective gloves and eye protection. Wash hands thoroughly after handling. IF SKIN IRRITATION OCCURS: Get medical advice/attention. IF SWALLOWED: Call a poison centre or doctor/physician if you feel unwell. IF IN EYES: Rinse cautiously with water for several minutes. Remove contact lenses, if present and easy to do. Continue rinsing. Immediately call a poison centre or doctor/physician. Dispose of contents/container in accordance with local/regional regulations. Cement, Portland, (contains more than 0,0002 % soluble chromium (VI) of the total dry weight of the cement).
PALACE CHEMICALS LTD Speke Hall Industrial Estate Speke, Liverpool, L24 1YA Tel: +44 (0) 151 486 6101 Email: sales@palacechemicals.co.uk Web: www.palacechemicals.co.uk




REFER TO PRODUCT AND SAFETY DATA SHEET FOR FULL DETAILS.



MADE IN THE UK

NX Pro 12 Floor Leveller

Rapid Setting Flooring Underlayment

		
Palace Chemicals Ltd, Speke Hall Industrial Estate, Speke, Liverpool, L24 1YA 13		
DoP - 84-5		
EN 13813:2002 - CT C20:F6 Cementitious screed material not intended as a wearing surface, for use internally in buildings		
Release of corrosive substances - CT		
Compressive strength	C 20	
Flexural strength	F6	
Abrasion resistance	NPD	
Reaction to fire	NPD	

GREY
WEB LINK

