









TECHNICAL DATA SHEET

Tilemaster Feather

Rapid Drying Patch Repair
and Smoothing Compound

PROFESSIONAL FLOORING PRODUCTS

-  Rapid Drying
-  Install Floor Coverings After As Little As 15 Minutes
-  Outstanding Bond Strength
-  Ultra Flexible
-  Suitable For Filling Plywood Joints
-  Gives Ultra Fine Finish

**Genuine
Feather
Edge**
up to 3mm

Rapid Drying
Apply floor
Coverings after
15 mins

**Ideal for
Timber
Substrates**



TILEMASTER **FEATHER**

Rapid Drying Patch Repair and Smoothing Compound

DESCRIPTION:

Tilemaster Feather is a rapid drying, fast setting, ultra-fine, high polymer patch-repair and smoothing compound developed for internal use on a large variety of substrates prior to the installation of a final floor covering. Tilemaster Feather has been developed to further improve the surface finish of substrates prior to laying final floor coverings and it is ideal for patching and feathering depressions, trowel marks, ridges, gouges and day-work joints in the sub-floor, as well as for smoothing over screw-heads and joints between sheets of plywood. Tilemaster Feather has outstanding adhesion properties and it is suitable for use on a wide variety of substrates including sand & cement screeds, concrete, existing smoothing and levelling compounds, plywood and existing tiles without the need to prime.

Tilemaster Feather is a genuine “feather edge” product allowing for applications between featheredge and 3mm. The mortar has an open time of approximately 15 minutes at 23°C and when skimmed on absorbent sub-floors will normally be hard enough for floor laying after as little as 15 minutes.

PREPARATION:

Sub-floors directly to earth must have an effective damp-proof membrane. All substrates must be confirmed dry via consistent moisture readings across the whole floor. The residual moisture content of the screed must be less than 0.5%, or have a relative humidity of 75% or below.

When installing moisture sensitive floor coverings, the concrete or sand & cement screed should be confirmed dry by consistent moisture readings; <75% relative humidity (RH) or <0.5% residual moisture when tested in accordance with BS 8203. Where a structural damp proof membrane is not present or where rising damp and/or residual moisture results in moisture readings up to 98% RH, Tilemaster FAST One Coat DPM must be applied before applying Tilemaster Feather. Surface laitance should be removed from concrete and sand & cement screed surfaces prior to application.

Priming is not usually required prior to applying the Tilemaster Feather and in most cases absorbent surfaces should be dampened with clean water. If a surface is found to be very absorbent then it should be primed with Tilemaster Primeplus, diluted 3 parts water to 1 part Primeplus. Non-Absorbent surfaces should be primed with one coat of Prime+ Grip and be allowed to dry before applying Tilemaster Feather.

Calcium sulphate screeds once prepared, and gypsum based smoothing compounds should be primed with 2 coats of Tilemaster Primeplus. The first coat of Tilemaster Primeplus, must be diluted 3 parts water to 1 part Tilemaster Primeplus, and be allowed to dry. When the first coat of Tilemaster Primeplus is touch dry, apply a neat coat of Tilemaster Primeplus to the surface.

MIXING & APPLICATION:

A 11kg bag of Tilemaster Feather requires 3.85 litres of water. Add the pre-measured water to a clean bucket and slowly add the powder whilst mixing with an electric paddle. Mix until a smooth and lump free consistency is obtained. Do not add further water once mixed. Tilemaster Feather should not be applied greater than a 3mm depth.

Once mixed, Tilemaster Feather will remain workable in the bucket for 10 - 15 minutes at 23°C. Due to the ultra-rapid setting properties of Tilemaster Feather, it is important to apply the mixed product without delay.

Trowel the mortar onto the prepared surface and spread to the required thickness using a steel trowel leaving a smooth finish. Tilemaster Feather can be applied up to a total depth of 3mm. If an application requires a build up greater than 3mm, then a suitable Tilemaster smoothing and levelling compound should be used instead, or in conjunction with Tilemaster Feather. Tilemaster Feather cannot be used as a final wearing surface and a suitable covering/coating is required.

SETTING AND COVERING:

In ideal conditions, Tilemaster Feather will be set after 15 minutes. Tilemaster Feather can be covered with a smoothing compound or the finished floor covering after 15 minutes depending on the application substrate and ambient conditions/ temperatures - set times will be slowed by lower temperatures and accelerated by higher temperatures.

TILEMASTER **FEATHER**

Rapid Drying Patch Repair and Smoothing Compound

Standard Conformity	Conforms to BS EN 13813 CT-C12-F6
Application thickness	featheredge - 3mm
Open Time/Working Time	Approximately 15 minutes at 23°C
Coverage	When mixed with 3.85L of water and applied as a scrape coat, an 11kg bag of Tilemaster Feather will cover approximately 50m ² (approximately 10m ² at a 1mm depth)
Storage	Store unopened, clear of the ground in cool, dry conditions
Shelf life	Stored correctly this product has a shelf life of 12 months
Colour	Grey
Pack sizes	11 kg

HEALTH AND SAFETY

Tilemaster Feather contains cement. Contact with moisture or gauging water sets off an alkaline reaction which may cause skin irritation and/or caustic burns to mucous membranes (e.g. eyes). Irritant to respiratory system. Risk of serious damage to eyes, therefore avoid contact with eyes and prolonged contact with skin. Do not breathe dust. In case of contact with eyes, rinse immediately with plenty of water and seek medical advice. After contact with skin, take off immediately all contaminated clothing, and wash immediately with plenty of water and soap. Wear suitable gloves (e.g. cotton gloves soaked in nitrile) and eye/face protection. If swallowed, seek medical advice immediately and show this container or label. Keep out of reach of children. Low in chromates.

For further information refer to the Material Safety Data Sheet.

The information contained on this Technical Data Sheet is given voluntarily and in good faith. It is to the best of our knowledge true and accurate; however it may contain information which is inappropriate under certain conditions of use. The company cannot accept responsibility for any loss or damage due to inappropriate use or the possibility of variations of working conditions and of workmanship outside our control.

NOTE: This product is not designed nor potentially suitable for the repair or making good of newly installed screeds that have been installed being knowingly faulty, out of manufacturers specification or with defects outside of the manufacturers or installers usual standards and specification.